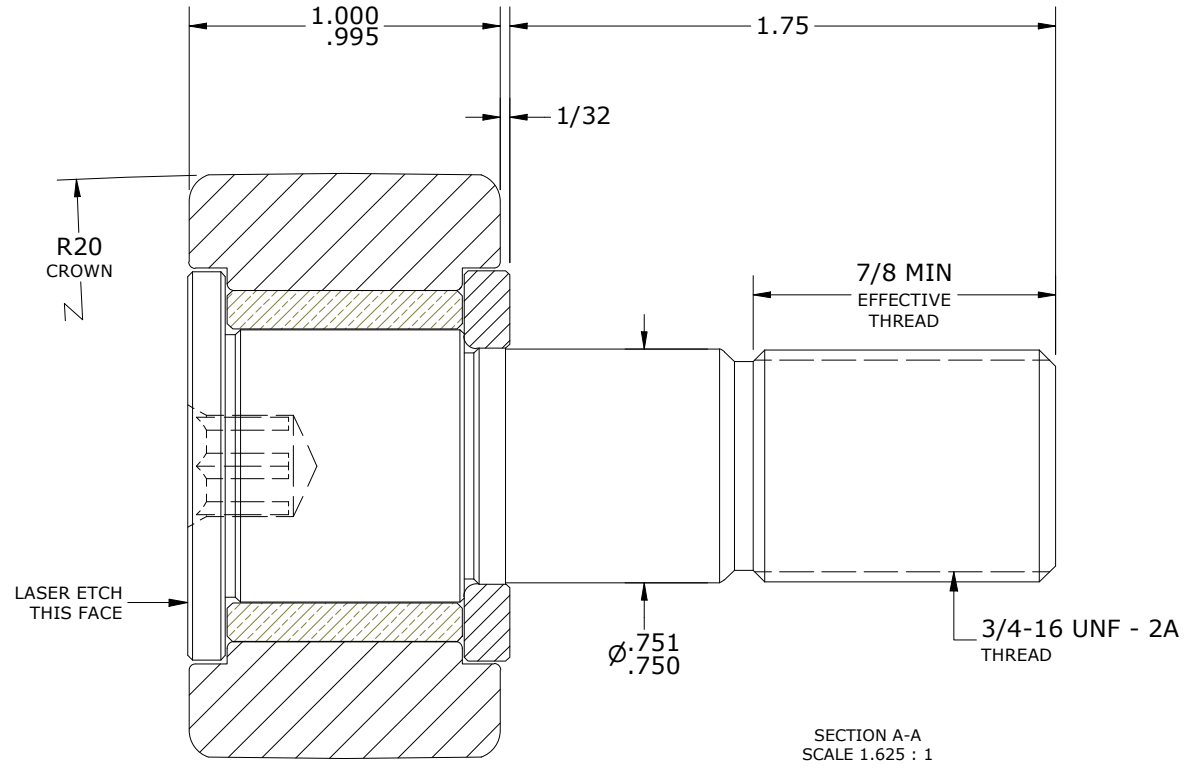
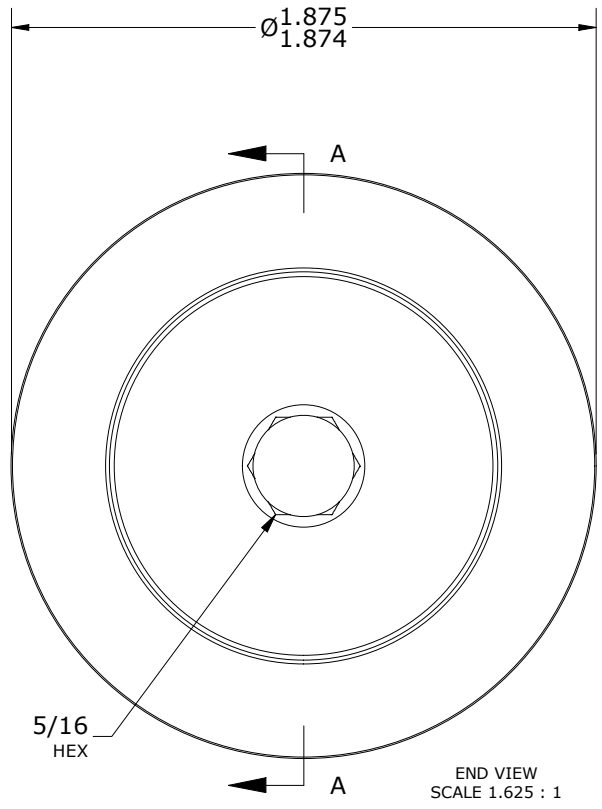
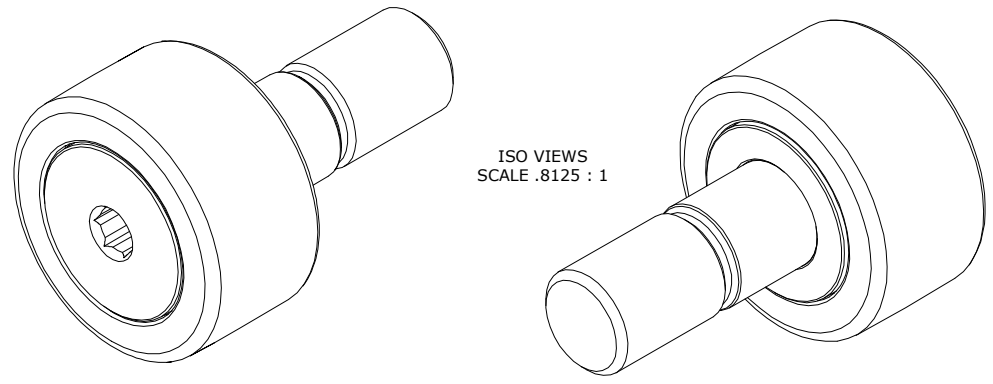


RECOMMENDED MOUNTING HOLE Ø		
Limit	Inch	mm
MIN	.7500	19.0500
MAX	.7505	19.0627

MAXIMUM CLAMPING TORQUE**	
Inch lbf	Nm
625	70.5

NOTES:  
 1. BUSHING IS IMPREGNATED WITH CARTER STANDARD NEVERLUBE LUBRICANT.  
 2. ALL EXPOSED SURFACES HAVE BLACK OXIDE.  
 3. CUSTOM LASER ETCHING IS AVAILABLE UPON REQUEST.

MS NO. \_\_\_\_\_ NSN NO. \_\_\_\_\_ DRAWING NO. CSFH-60-A



\*\*TORQUE SPECIFICATION IS BASED ON LUBRICATED THREADS, IF USING DRY THREADS DOUBLE TORQUE VALUE.

MATERIAL NOTES:  
 OUTER RING - BEARING STEEL, HEAT TREATED  
 STUD - STEEL  
 BUSHING - SINTERED BRONZE  
 WASHER - BEARING STEEL, HEAT TREATED

CUSTOMER PART#	XX = ± .01 XXX = ± .005 XXXX = ± .0005 ANGLES = ± 1' INCH [METRIC] FRACTION = ± 1/32
<b>ENGINEERING CHANGE ORDER NOTE</b>	

CARTER MANUFACTURING IS NOT RESPONSIBLE FOR TYPOGRAPHICAL ERRORS				<b>CARTER MANUFACTURING CO., INC.</b> GRAND HAVEN, MICHIGAN 49417			
<b>REVISION</b>				PART NAME: ASSEMBLY		PRODUCT TYPE: CSFH	
<b>A</b>	AUTHOR BY HG	DRAWN BY SGW	CHK'D BY MD	SALES NC	MATERIAL NOTED		
REVISION BY SGW	DATE 8/3/2020	DATE 8/3/2020	DATE 8/3/2020	DATE 8/3/2020	SHEET 1 OF 2		